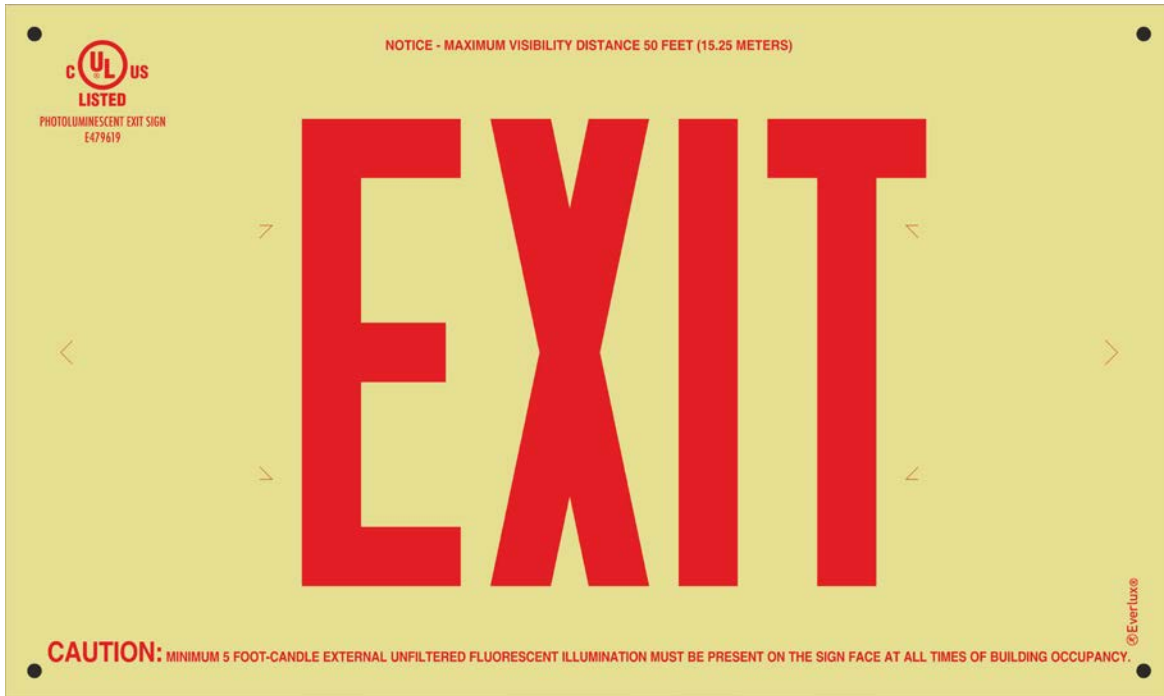



### 1. Product

⊗ Everlux® EXIT Sign – model number C0012 - with optional directional chevrons.



### 2. Product Description

This sign is manufactured with a strong 1mm thick aluminum base coated with a photoluminescent pigment of high luminous intensity. The sign features an antistatic and easy to clean surface protected with a transparent film.



The product is supplied with two red color self-adhesive directional chevrons.

The sign is supplied with two self-adhesive red color directional chevrons that can be used to show the direction of travel to the exit as necessary in the possible options shown below:



Without the use of the directional chevrons



Using a directional chevron to the left




Using a directional chevron to the right



Using directional chevrons to both left and right

Note: The adhesive backing used in the directional chevrons is a product that complies with the Standard for Marking and Labeling Systems - UL 969.

### 3. Quality and Certification

The quality of  products is ensured by a rigorous process of quality control with tests in our own laboratory as well as is third party laboratories observing all applicable Standards, Codes and Legislation.

This EXIT sign is UL Listed as per the requirements of UL 924 Emergency Lighting and Power Equipment requirements:

UL File Number E479619.



### 4. Technical Information / Dimensions

- 1/32" thick aluminium
- High photoluminescent luminous intensity
- No power required - Photoluminescent fully charges during exposure for 60 minutes to a fluorescent lamp at least 5ft-c illuminance (54lux)
- Maximum Visibility Distance: 50 feet (15.25m)
- Designed for surface and flag (for wall) or ceiling mounting
- Single sided or double sided installation
- The sign will be provided with 4 holes
- Size: 15 - 3/4" W x 9 - 3/8" H
- Weight: 0.88 lb

## 5. Brightness Rating (Luminance Properties)

### According to UL 924

According to UL 924, in stimulation conditions of 54 lux (5 ft-c) during 60 min with a fluorescent cool white source color temperature 4000K, the UL listed  Everlux<sup>®</sup> EXIT sign will deliver the following luminance performance:

Time after removing the exciting light (in minutes)	Luminescent intensity mcd/m <sup>2</sup>
10 minutes	130
60 minutes	30
90 minutes	20

### According to R.S 6.1-A

According to RS 6.1, in stimulation conditions of 21.6 lux (2 ft-c) during 120 minutes with a fluorescent cool white source color temperature 4000K, the UL listed  Everlux<sup>®</sup> EXIT sign will deliver the following luminance performance:

Time after removing the exciting light (in minutes)	Luminescent intensity mcd/m <sup>2</sup>
10 minutes	61.6
60 minutes	21.7
90 minutes	15.5

## 6. Installation

The sign features 4 holes and is supplied with 4 bolts and 4 plugs which can be used for a direct wall installation:



A silver frame is also available and can be supplied, on order, with the respective installation accessories for ceiling and wall (single or double-sided) installation.

Wall installation



Ceiling installation



Accessories:  
4 bolts and 4 plugs



4 set screws and a L-Wrench



Installation example:



Note: Additional information is available in the complementary document “Instructions for installation”.

## 7. Dimensions, Pictograms and Colors

The products are in conformity to the  Everlux<sup>®</sup> catalogue and in compliance with National and International Standards, Codes and Legislation.

## 8. Printing

Silk Screen Printing: high quality gloss paint with UV resistance.

## 9. Washability

The sign can easily be cleansed with a dry cloth or with a cloth humidified with water (without detergents).

## 10. Toxicity

The product does not contain any radioactive substances. In toxic terms the product is considered as safe (European standard EN 71-3).

## 11. Warranty

In normal conditions of mounting and adequate cleanness and maintenance, the sign is covered with a 5-year warranty against manufacturing defects.

For outdoor applications, considering exposure to varying temperatures, humidity and other extreme environments, the warranty can be diminished.

On wet environments or environments with the presence of water with strong acid or alkaline content (eg limestone and chlorine the warranty can be diminished).

Additional information on maintenance is available in the complementary document “Instructions for installation”.

## 12. Compliance

The  **Everlux**<sup>®</sup> signs are in compliance with, but not limited to, the following Standards, Codes and Legislation:

- UL 924 - Emergency Lighting and Power Equipment
- CAN-ULC-S572:2017- Standard for Photoluminescent and self-luminous Exit Signs and Path Marking Systems
- Reference Standard 6-1 and RS 6-1A – Photoluminescent exit path marking – as required by local Law 26 of 2004, New York City Building Code §27-383
- International Building Code 2009
- International Fire Code 2009
- California Building Code
- Connecticut State Building Code
- NFPA 101 Life Safety Code
- NFPA 170 Standard for fire safety and emergency Symbols
- NFPA 5000
- ASTM -E2030 Standard Guide for Recommended Uses of Photoluminescent (Phosphorescent) Safety Markings
- ASTM-E2072 Standard Specification for Photoluminescent (Phosphorescent) Safety Markings
- ASTM-E2073 Standard Test Method for Photopic Luminance of Photoluminescent (Phosphorescent) Markings
- ANSI Z535.1 – Safety Colors
- ANSI Z535.2 – Environmental Facility and Safety Signs
- ANSI Z535.3 – Criteria for Safety Symbols
- ANSI Z535.4 – Product Safety Signs and Labels
- ANSI Z535.5 – Safety Tags and Barricade Tapes (for Temporary Hazards)
- ANSI Z535.6 – Product Safety Information in Product Manuals, Instructions, and Other Collateral Materials
- APTA PR-PS-S-004-99, Rev. 2 Standard for Low-Location Exit Path Marking
- APTA PR-PS-S-002-98, Rev. 3 Standard for Emergency Signage for Egress/Access of Passenger Rail Equipment
- LEED Leadership in Energy and Environmental Design
- National Construction Code Series – Building Code of Australia
- New Zealand Building Code