

1. Product

Ⓢ **Everlux** Anodized Aluminium Frame – L0611.



2. Product Description


The Everlux Silver frame is produced with Aluminium (AlMgSi alloy) extruded and anodized, with 2.7 kg/dm³ of density.

The Everlux Silver frame was developed to support the Everlux safety signs and it is supplied with all the accessories required for its installation.

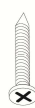
The Everlux silver frame is composed by the following components:



Bracket to fix to the wall or to the ceiling



Frame to support the signage



Fixing accessories:

- 4 plugs for holes
- 4 stainless steel screws
- 4 set screws
- 1 L-wrench

3. Installation

1 – Insert the signage on the frame


The frame contains an opening at the top, through which the sign enters:




2 – Fixing to the ceiling or to the wall through the Bracket

The bracket to fix to the wall or to the ceiling has 4 holes, which allow the fixing by using stainless steel screws and plugs:

For ceiling mounted signs



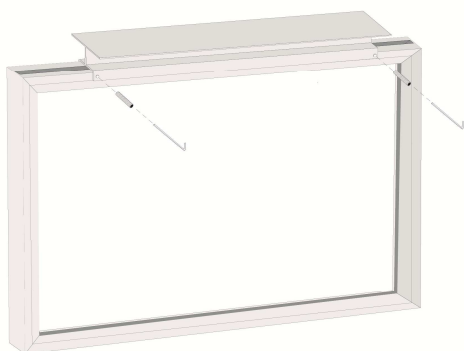
For wall mounted



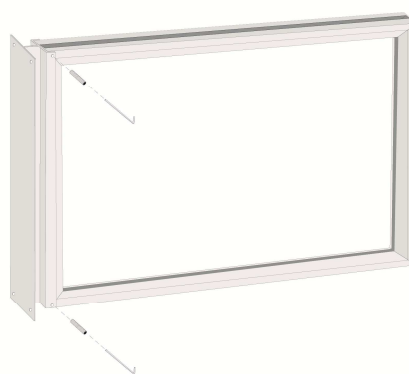
3 – Frame adjustment to bracket

Adjustment of the frame to the bracket by using the set screws, that are tighten with L-wrench:

For ceiling mounted signs



For wall mounted



Note: Additional information is available in the complementary document “Instructions for installation”.

4. Washability

Clean the Everlux Self-Assembly Aluminium Frame surface periodically using a damp cloth; the frequency of the maintenance operations should be defined according to the risk assessment and the features of each location.

5. Warranty

In normal conditions of mounting and adequate cleanness, the Silver Frame is covered with a 5-year warranty against manufacturing defects.